

- + REDUCED LOSSES DURING PARTIAL SHADING
- + HIGHER YIELD: MORE REFLECTION ON CELL SURFACE
- + APPLICATIONS: INDUSTRIAL, COMMERCIAL AND RESIDENTIAL POWER PLANTS
- + ECO: ESPECIALLY ECONOMIC AND RELIABLE



product guarantee¹



linear performance guarantee¹



ECO LINE HALF CELLS M120 / 340 - 360 W

MONOCRYSTALLINE MODULE FAMILY, BLACK FRAME



Longlife tested



Power proofed



Safety provided



Selection of components



Cross-linking degree test



Performance surplus of 0 Wp to 6.49 Wp



100% PID free cells



Special packing to avoid micro cracks in the cells



German warrantor

ECO LINE HALF CELLS M120 / 340 - 360 W

Monocrystalline module family

Module type LX - XXXM/158-120+ | XXX = Rated power P_{mpp}

Electrical data at STC

Rated power P _{mpp} [Wp]	340.00	345.00	350.00	355.00	360.00
P _{mpp} range to	346.49	351.49	356.49	361.49	366.49
Rated current I _{mpp} [A]	9.87	9.92	9.97	10.02	10.07
Rated voltage V _{mpp} [V]	34.50	34.82	35.14	35.47	35.80
Short-circuit current I _{sc} [A]	10.34	10.39	10.44	10.49	10.54
Open-circuit voltage U _{oc} [V]	41.02	41.40	41.79	42.18	42.57
Efficiency at STC up to	20.53%	20.83%	21.13%	21.42%	21.72%
Efficiency at 200 W/m ²	19.93%	20.21%	20.50%	20.80%	21.10%

Electrical data at NOCT

Power at P _{mpp} [Wp]	251.28	255.25	259.28	263.35	267.49
Rated current I _{mpp} [A]	7.89	7.94	7.99	8.04	8.09
Rated voltage V _{mpp} [V]	31.84	32.16	32.47	32.77	33.08
Short-circuit current I _{sc} [A]	8.34	8.38	8.43	8.47	8.52
Open-circuit voltage U _{oc} [V]	37.86	38.23	38.59	38.97	39.34

Specification as per STC (Standard test conditions): irradiance 1000 W/m² | module temperature 25°C | Air Mass = 1.5
 NOCT (nominal operating cell temperature): irradiance 800 W/m² | wind speed 1 m/sec | ambient temperature 20°C | cell operating temperature 45 +/- 2°C | Air Mass = 1.5

Limiting values

Max. system voltage [V]	1000 V or 1500 V
Max. return current [I]	25 A
Operating Temperature	-40 to 85°C
Safety class	II
Max. tested pressure load [Pa] ²	5400
Max. tested tensile load [Pa] ²	2400

Temperature coefficient

Temperature coefficient [V] [I] [P]	-0.30% /°C 0.055% /°C -0.40% /°C
---	--------------------------------------

Specifications

Number of cells (matrix)	120 (6 x 20) 158 mm x 79 mm
Module dimensions (LxWxH) ³ Weight	1684 mm x 1002 mm x 35 mm 19 kg
Front-side glass	3.2 mm tempered highly transparent, anti-reflection solar glass
Frame	stable, anodised aluminium frame
Junction Box	At least IP67
Cable	symmetrical cable lengths > 1.1 m and 1.1 m, 4 mm ² solar cable
Diodes	3 Schottky Diodes
Plug-in connection	MC4 or equivalent (IP67)
Hail test (max. hailstorm)	∅ 45 mm impact velocity 23 m/s ± 83 km/h

The specifications and average values can vary slightly. Relevant is the corresponding data of the individual measurement. Specifications are subject to change without notice. Measurement tolerance depending on equipment: rated power +/- 3%, other values +/- 10%. All information given in this data sheet corresponds to DIN EN 50380. A potential light-induced degradation of the power after commissioning is not considered here. Further information in the installation manuals.

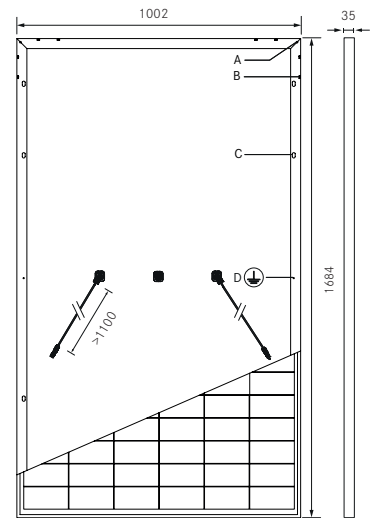
1 The specific warranty conditions are given under www.luxor-solar.com/download.htm

2 Horizontal mounted

3 Tolerance L/W = +/- 3 mm. H +/- 2mm, the dimensions given in the order confirmation will be decisive

4 Location and dimensions of holes on request

Back - / Front -/ Side view³

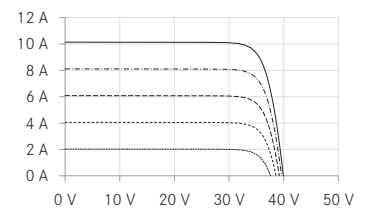


Drilled holes⁴

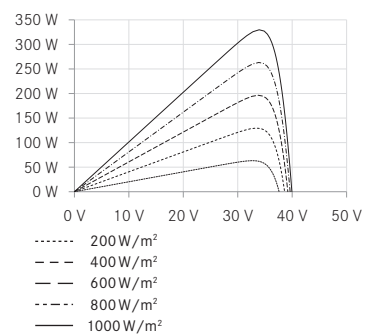
- A: 4 x drainage
- B: 16 x ventilation
- C: 8 x mounting
- D: 2 x earthing

Electrical characteristics

UI-diagram e.g. LX-340M/158-120+



UP-diagram e.g. LX-340M/158-120+



Luxor, your specialised company



IEC
IEC 61215
IEC 61730



Guidelines:
93/68/EEC
2014/35/EU, (LVD)
2014/30/EU, (EMC)

The validity of the certificates/listings for a specific country has to be examined under:
www.luxor-solar.com/download.htm